

Oakland Chamber of Commerce 2022 Voter Poll Key Results

For over 25 years the Chamber has annually engaged a data research firm to poll Oakland residents' views on a host of quality of life, economic, business, and public safety issues as well as the efficacy of our elected officials. We use this information to educate our city leadership on what their constituents feel and want from their government. The 604 dual-mode voter survey was conducted October 8-12, by FM3 Research with results weighted to reflect the demographic profile of likely November 2022 voters and the poll's margin of error is +/- 4.0 percent. Key findings from the survey include the following:

- Voters continue to be deeply pessimistic about the city's direction, the local economy, and their views of local government.
- By a wide margin, homelessness and housing costs continue to be among the most acute problems facing Oakland, but gun violence and crime have joined the top tier of problems.
- The percentage who feel less safe in Oakland than a year ago is at an all-time high, with support for increasing the number of police and perceptions that attrition in the police force has harmed Oakland's safety.
- There is widespread agreement that having more large companies locate in Oakland is good for the economy.
- The rate of development is an increasing concern and a majority say the rate of housing development is too slow; majorities favor speeding up the development process in response to the housing crisis.
- The race for Mayor is a dead heat between Loren Taylor and Sheng Thao, with Ignacio De La Fuente also competitive.

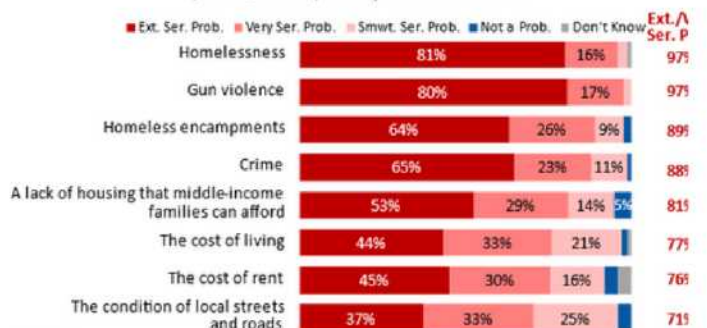
Three in five continue to say the City is on the wrong track.

Would you say that things in the City of Oakland are generally headed in the right direction, or do you feel that things are off on the wrong track?

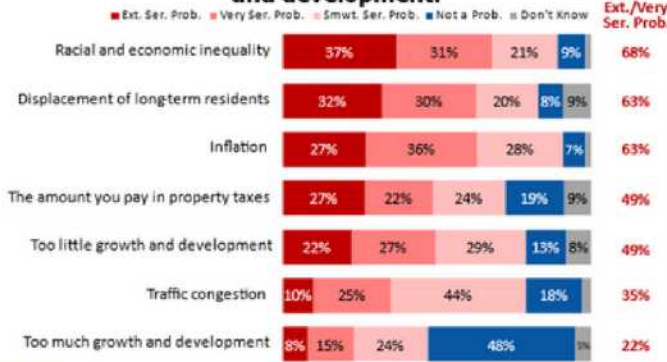


Homelessness, gun violence, homeless encampments, and crime are seen as the top problems facing Oakland

I'm going to read you a list of things some people say may be problems facing Oakland. Please tell me whether you think it is an extremely serious problem, a very serious problem, a somewhat serious problem, or not a problem for Oakland residents.



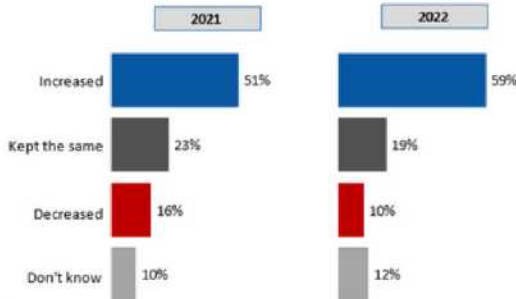
Too little growth and development is more than twice as concerning to voters as too much growth and development.



FM3 RESEARCH Q21. I'm going to read you a list of things some people say may be problems facing Oakland. Please tell me whether you think it is an extremely serious problem, a very serious problem, a somewhat serious problem, or not a problem for Oakland residents. Split Sample

A majority says that the number of police officers should be increased.

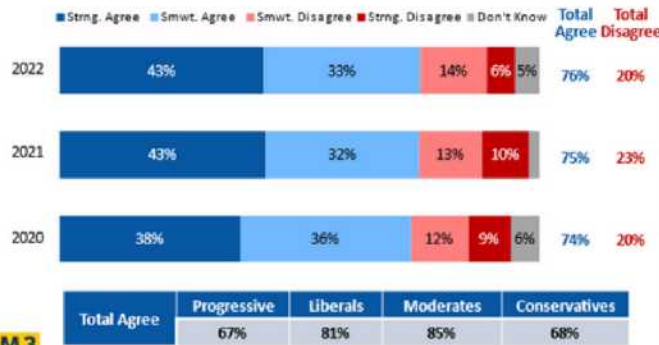
Do you think the number of police officers in the Oakland Police Department should be increased, kept the same, or decreased?



FM3 RESEARCH Q22

Voters continue to broadly agree that having more large companies is good for the Oakland economy.

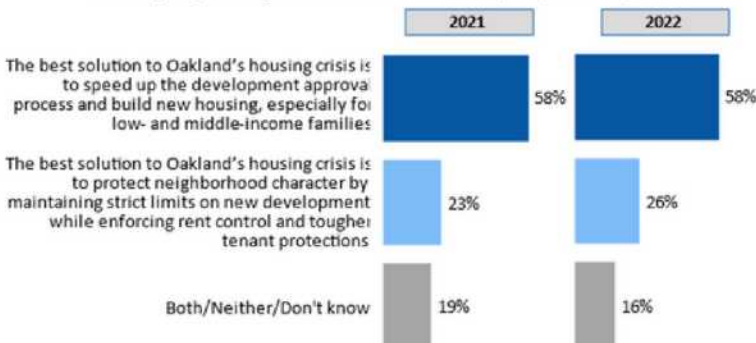
Having more large companies locate in Oakland is good for our economy because it creates jobs and tax revenue



FM3 RESEARCH Q23a. I am going to read you a series of statements. Please tell me if you agree or disagree with the statement. Not Part of Split Sample

A majority agrees that the best solution to Oakland's housing crisis is to speed up development rather than implement regulatory restrictions.

Which of the following statements comes closest to your personal opinion:



FM3 RESEARCH Q23b

The percentage of voters who feel less safe in Oakland is at an all-time high.

Would you say you feel safer today in Oakland than you did a year or two ago, or would you say you feel less safe?



FM3 RESEARCH Q23. Split Sample. Working Slightly Different in Previous Years

The preference for speeding up development over limiting it cuts across major demographic groups.

Demographic Group	Speed Up Development	Limit Development
All Voters	58%	26%
Race/Ethnicity		
Whites	68%	18%
Latinos	59%	28%
African Americans	43%	34%
Asians/Pacific Islanders	51%	32%
All Voters of Color	51%	32%
Gender		
Men	63%	24%
Women	53%	27%
Ideology		
Progressives	58%	26%
Liberals	64%	25%
Moderates	53%	27%
Conservatives	56%	22%
Residence		
Homeowners	58%	25%
Renters	60%	27%

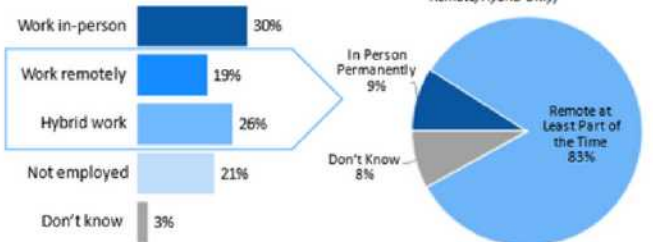
FM3 RESEARCH Q23. Which of the following statements comes closest to your personal opinion?

Nearly half work remotely at least part of the time, and four in five of those workers plan to continue doing so.

If you are employed, do you work remotely, in-person at your workplace, or a hybrid of in-person and remote? If you are not currently employed, retired, a homemaker, or a student you can tell me that too.

Do you plan to return to working in person permanently in the future or to continue working remotely at least part of the time.

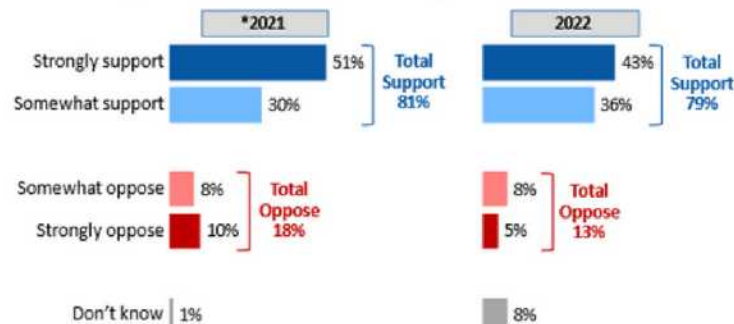
(Asked of Those Who Work Remote/Hybrid Only)



FM3 RESEARCH Q23 & Q24

Nearly four in five favor prohibiting unmanaged encampments.

Would you support or oppose requiring the City Council to enforce the policy that prohibits unmanaged homeless encampments in parks and public spaces, but provides designated spaces where people experiencing homelessness can access bathrooms and support services, until longer-term housing solutions are created?



FM3 RESEARCH Q22. *Worked Slightly Different in Previous Year